

MATRIX DOW JONES CANADA HIGH DIVIDEND 50 FUND (CORPORATE CLASS)

Canada's NEW High Dividend Benchmark

FUND DESCRIPTION

The Matrix Dow Jones Canada High Dividend 50 Fund is designed to closely match the returns and characteristics of the Dow Jones Canada High Dividend 50 IndexSM. The Dow Jones Canada High Dividend 50 IndexSM represents 50 high dividend-paying Canadian stocks and income trust units. To qualify for inclusion in the index, a company must pass Eligibility screens and Stock Selection screens for fundamental strength relative to peers, based on financial ratios. See Index Methodology below.

WHO SHOULD INVEST IN THIS FUND?

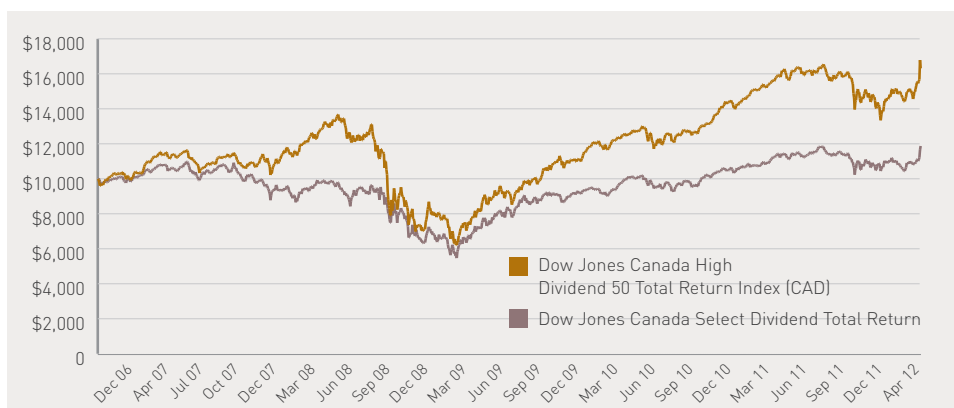
The Fund may be suitable if you:

- Have a medium or long-term investment goal
- Have a portfolio focus on dividend income
- Are comfortable with medium investment risk
- Are comfortable with an index approach to investing

KEY FUND FEATURES

- Low cost
- Transparency
- Tax efficiency
- Ease of Use
- High Dividends

HISTORICAL INDEX PERFORMANCE - HYPOTHETICAL GROWTH OF \$10,000

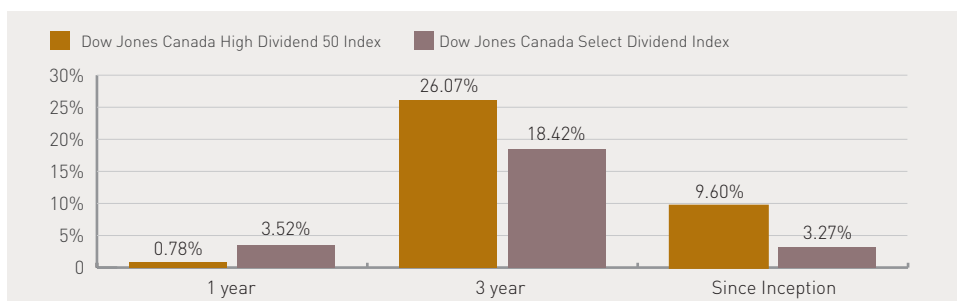


As at April 30, 2012. Source: © CME Group Index Services LLC

Dow Jones Canada High Dividend 50 Index
Ending value: \$ 16,315

Dow Jones Canada Select Dividend Index
Ending value: \$ 11,875

HISTORICAL INDEX PERFORMANCE



As at April 30, 2012. Source: © CME Group Index Services LLC

HISTORICAL INDEX RETURNS AND STANDARD DEVIATION As at April 30, 2012.

	AVERAGE ANNUAL RETURN*	ANNUALIZED STANDARD DEVIATION**
Dow Jones Canada High Dividend 50 Index	9.60%	19.26%
Dow Jones Canada Select Dividend Index	3.27%	14.91%

INDEX DATA

NUMBER OF SECURITIES:	50
DIVIDEND YIELD:	6.94%
PRICE/EARNINGS:	14.3x
PRICE/BOOK:	1.9x
WEIGHTED AVERAGE MARKET CAP (\$ BILLIONS):	\$4.9

HISTORICAL INDEX CORRELATION TO BENCHMARK

DOW JONES CANADA SELECT DIVIDEND INDEX:	0.83
---	------

FUND DETAILS

FUND INCEPTION:	10/11/2011
RSP/RIF/TSFA:	Yes
NET ASSET VALUE (NAV) PER SHARE:	A Class: \$10.06 T Series: \$10.06
INCOME DISTRIBUTION:	Monthly (\$0.067/share per month for T Series)
UNDERLYING INDEX:	Dow Jones Canada High Dividend 50 Index
MANAGEMENT FEE - A CLASS:	1.65%
MINIMUM INITIAL INVESTMENT:	\$500
INVESTMENT CATEGORY:	Canadian Dividend & Income Equity

FUND CODES

FRONT:	MAV 608
LOW DSC:	MAV 708
F CLASS:	MAV 748
T SERIES FRONT:	MAV 698
T SERIES LOW LOAD DSC:	MAV 798

The index dividend yield reflects represents the gross yield of the index based on the underlying securities it the index and is not the yield or dividend investors will receive by investing in the fund. All index and financial ratio information is subject to change on a daily basis.

INDEX METHODOLOGY

The index methodology includes a concentration limit that no single stock can represent more than 8% of the index weight. Stocks having first passed the Eligibility Screens and subsequent Stock Selection criteria are then weighted by dividend yield. The index is reconstituted and rebalanced annually in December. The index also includes a quarterly review process and a provision for extraordinary deletions resulting in immediate removal from the index at any time.

STOCK SELECTION SCREENS

- Each stock is ranked by each of the following five fundamentals-based characteristics:
 - Dividend yield,
 - 3-year dividend growth,
 - 3-year earnings per share ("EPS") growth,
 - Dividend coverage ratio, and
 - Capitalization ratio.
- The five rankings are equal weighted to create a composite ranking, and the eligible securities are re-ranked based on this composite ranking.
- Based on composite ranking, the top 50 stocks are selected, subject to a buffer whereby stocks which at the time are not included and ranked among top 20 will replace the lowest ranked stocks that are currently included. Dividend yield is used as a tie-breaker.

ABOUT THE INVESTMENT MANAGER

SEAMARK Asset Management Ltd. provides investment management services with a focus on preserving and enhancing clients' assets over the long-term.

SEAMARK's services have been benefiting clients for over 28 years. Since its inception in 1982, experienced and accessible investment professionals have followed a team-based process that consistently applies clearly articulated investment principles to meet each client's objectives.

A founding member of Matrix Asset Management Inc., SEAMARK is the institutional portfolio management arm of this publicly traded, diversified asset management company.

HOW TO PURCHASE SHARES OF THIS FUND

You can buy shares by contacting your financial advisor. If you do not have a financial advisor you can contact us at 1.888.964.3533 to obtain a Fund information kit, and we can provide you with a list of financial advisors in your area.

ABOUT DOW JONES

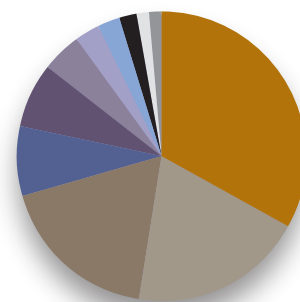
Dow Jones Indexes is a leading full-service index provider that develops, maintains and licenses indexes for use as benchmarks and as the basis of investment products. Best-known for the Dow Jones Industrial Average, Dow Jones Indexes offers more than 130,000 equity indexes as well as fixed-income and alternative indexes, including measures of hedge funds, commodities and real estate. Dow Jones Indexes employs clear, unbiased and systematic methodologies that are fully integrated within index families.

ABOUT CORPORATE CLASS FUNDS

This Matrix Corporate Class Fund is designed for use either within a Registered Savings Plan (RSP/RIF), TFSA or in a taxable investment account. For investors in taxable or non-registered investment accounts, the Corporate Class fund provides the tax-deferral advantages of an RSP, RIF or TFSA without any contribution limit. Although there is no tax deduction for investing in these funds outside a Registered Plan account, switches between Matrix Corporate Class Funds do not trigger capital gains, allowing investors the opportunity to maximize the compounding power of capital appreciation by controlling the impact of taxation through deferral.

Matrix Funds are offered by Matrix Funds Management (a division of GrowthWorks Capital Ltd.) and distributed through authorized dealers. GrowthWorks Capital Ltd. is a subsidiary of Matrix Asset Management Inc. The above should be used as a general source of information and every effort has been made to ensure that the material is accurate at the time of publication. Commissions, trailing commissions, management fees and expenses may be associated with mutual fund investments. Mutual funds are not guaranteed, their values change frequently and past performance provides no assurance or indication of future performance. Mutual fund securities are not covered by the Canada Deposit Insurance Corporation or by any other government deposit insurer. All performance data assume re-investment of all distributions and do not take into account sales, redemption, distribution or optional charges or income taxes payable by any security holder that would have reduced returns. Return data for the Dow Jones Canada High Dividend 50 Index assumes the index was in existence as of the inception date of Dow Jones Canada Select Dividend Index, December 31, 2005. Return data is provided solely for comparative purposes. Future performance of the Fund may be significantly different from past and future performance of the Dow Jones Canada High Dividend 50 Index. †Management fees apply to the Fund which may lower returns as a compared to the Dow Jones Canada High Dividend 50 Index. There is no certainty that the Fund will be able to achieve its distribution or return objectives and an investment in the Fund is subject to certain risk factors as set out in the Fund's prospectus, including Changes in Dividend Policies Risk, Index Risk and Lack of Operating History Risk. The Fund is unable to provide return data as it has been in existence less than 12 months. Please review the Fund(s) prospectus carefully for important information before investing. The above contains "forward looking statements", including statements based on management's current beliefs and assumptions in respect of indices with higher dividend income. Actual results may differ from those implied by such statements or information as a result of numerous known and unknown risks affecting the Fund, including general market and economic conditions and other risks referenced in the Fund's public disclosure record. Many of these risks are beyond the control of the Fund or its manager. Neither the Fund nor the manager assumes any obligation to update such statements or confirm the accuracy of such information. ** Standard deviation is applied to the annual rate of return of an investment to measure the investment's volatility. Standard deviation is used by investors as a gauge for the amount of expected volatility. The Dow Jones Canada High Dividend 50 Index is a product of Dow Jones Indexes, the marketing name and a licensed trademark of CME Group Index Services LLC ("CME"), and has been licensed for use. "Dow Jones®", "Dow Jones Canada High Dividend 50 Index" and "Dow Jones Indexes" are service marks of Dow Jones Trademark Holdings, LLC ("Dow Jones"), and have been licensed to CME and have been sublicensed for use for certain purposes by Matrix Management. Matrix Dow Jones Canada High Dividend 50 Fund (Corporate Class) is not sponsored, endorsed, sold or promoted by CME Indexes, Dow Jones or their respective affiliates, and CME Indexes, Dow Jones and their respective affiliates make no representation regarding the advisability of trading in such product.

INDEX SECTOR WEIGHTINGS



Energy	33.23%
Financials	19.52%
Industrials	17.93%
Consumer Discretionary	7.88%
Materials	7.24%
REIT	4.26%
Telecom Services	2.84%
Consumer Staples	2.60%
Cash and Equivalents	1.78%
Health Care	1.41%
Utilities	1.31%

Source: © CME Group Index Services LLC

TOP 10 INDEX HOLDINGS

Chorus Aviation Inc.	6.47%
Canfor Pulp Products Inc.	6.38%
PetroBakken Energy Ltd.	4.54%
Extencicare REIT	4.26%
NAL Energy Corp.	3.88%
Davis & Henderson Income Corp.	3.42%
AG Growth International Inc.	2.95%
Freehold Royalties LTD.	2.81%
Great-West Lifeco Inc.	2.56%
Bird Construction Inc.	2.20%

Source: © CME Group Index Services LLC

MATRIX FUNDS

VANCOUVER
2600-1055 W Georgia St
Vancouver, BC V6E 3R5
T 604 633 1418
1 800 268 8244

WINNIPEG
1120-200 Graham Ave
Winnipeg, MB R3C 4L5
T 204 949 3700
1 800 268 8244

TORONTO
2200-130 King St W
Toronto, ON M5X 1E3
T 416 362 3077
1 888 964 3533

MONTREAL
905-1155 University St
Montreal, QC H3B 3A7
T 514 227 0666
1 866 687 9363

HALIFAX
310-1801 Hollis St
Halifax, NS B3J 3N4
T 902 492 5164
1 800 251 5331