

## MATRIX S&P/TSX CANADIAN DIVIDEND ARISTOCRATS FUND (CORPORATE CLASS) with Canada's Dividend Growth Benchmark Index

### FUND DESCRIPTION

The Matrix S&P/TSX Canadian Dividend Aristocrats Fund is designed to closely match the returns and characteristics of the S&P/TSX Canadian Dividend Aristocrats Index<sup>†</sup>. The S&P/TSX Canadian Dividend Aristocrats Index is a member of the S&P Dividend Aristocrats<sup>®</sup> indices which are designed to measure the performance of companies around the world that have followed a managed dividend policy of consistently increasing dividends for a specified number of years. Historically, indices with higher than average dividends have typically outperformed the broader equity market over investment cycles and have offered investors downside protection during periods of increased volatility.

### WHO SHOULD INVEST IN THIS FUND?

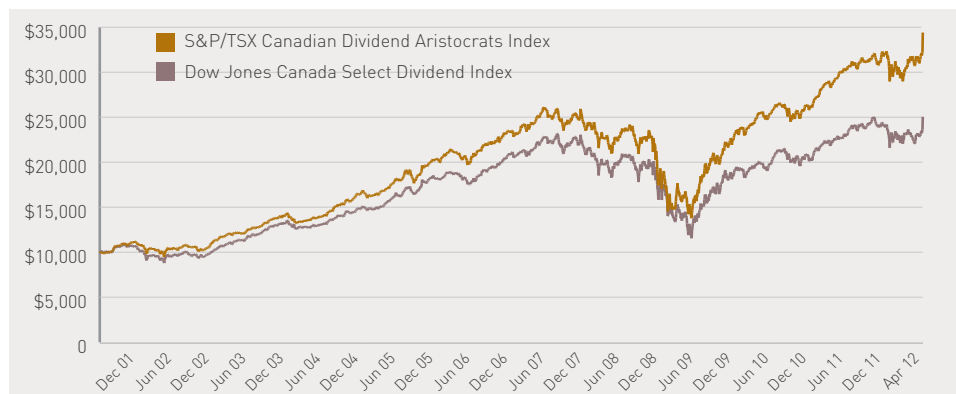
The Fund may be suitable if you:

- Have a medium term investment goal
- Have a portfolio focus on dividend income
- Are comfortable with medium investment risk
- Are comfortable with an index approach to investing

### KEY FUND FEATURES

- Low cost
- Transparency
- Tax efficiency
- Ease of Use
- Sustainable Dividends

### HISTORICAL INDEX PERFORMANCE - HYPOTHETICAL GROWTH OF \$10,000

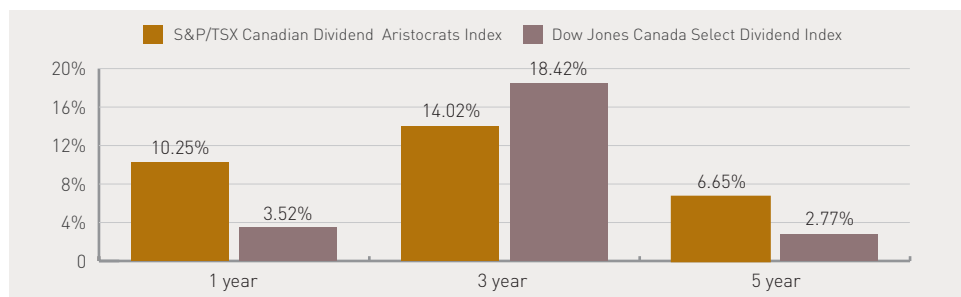


As at April 30, 2012. Source : Bloomberg/Standard&Poor's.

**S&P/TSX Canadian Dividend Aristocrats Index**  
Ending value: \$ 34,411

**Dow Jones Canada Select Dividend Index**  
Ending value: \$ 25,050

### HISTORICAL INDEX PERFORMANCE



As at April 30, 2012. Source : Bloomberg/Standard&Poor's. Return figures annualized.

### HISTORICAL INDEX RETURNS AND STANDARD DEVIATION As at April 30, 2012.

	AVERAGE ANNUAL RETURN*	ANNUALIZED STANDARD DEVIATION**
S&P/TSX Canadian Dividend Aristocrats Index	12.70%	12.59%
Dow Jones Canada Select Dividend Index	9.30%	12.33%

### INDEX DATA

NUMBER OF SECURITIES:	58
DIVIDEND YIELD:	3.88%
WEIGHTED AVERAGE PRICE/EARNINGS:	16.2x
WEIGHTED AVERAGE PRICE/BOOK:	2.0x
CURRENT MARKET CAP (\$ BILLIONS):	9.8
TOP 10 HOLDINGS (% INDEX WEIGHT):	34.18%

### FUND DETAILS

FUND INCEPTION:	10/11/2011
NET ASSET VALUE (NAV) PER SHARE:	A Class - \$10.08 T Series - \$10.08
RSP/RIF/TSFA:	Yes
INCOME DISTRIBUTION:	Monthly (\$0.05/share per month for T Series)
UNDERLYING INDEX:	S&P/TSX Canadian Dividend Aristocrats Index
MANAGEMENT FEE - A CLASS:	1.60%
MINIMUM INITIAL INVESTMENT:	\$500
INVESTMENT CATEGORY:	Canadian Dividend & Income Equity

### FUND CODES

FRONT:	MAV 609
LOW DSC:	MAV 709
F CLASS:	MAV 749
T SERIES FRONT:	MAV 699
T SERIES LOW LOAD DSC:	MAV 799

The index dividend yield represents the gross yield of the index based on the underlying securities in the index and is not the yield or dividend investors will receive by investing in the Fund. All index and financial ratio information is subject to change on a daily basis.

## ABOUT THE INVESTMENT MANAGER

SEAMARK Asset Management Ltd. provides investment management services with a focus on preserving and enhancing clients' assets over the long-term.

SEAMARK's services have been benefiting clients for over 28 years. Since its inception in 1982, experienced and accessible investment professionals have followed a team-based process that consistently applies clearly articulated investment principles to meet each client's objectives.

A founding member of Matrix Asset Management Inc., SEAMARK is the institutional portfolio management arm of this publicly traded, diversified asset management company.

## HOW TO PURCHASE SHARES OF THIS FUND

You can buy shares by contacting your financial advisor. If you do not have a financial advisor you can contact us at 1.888.964.3533 to obtain a Fund information kit, and we can provide you with a list of financial advisors in your area.

## ABOUT STANDARD & POOR'S AND S&P/TSX

With offices in 23 countries and a history that dates back more than 150 years, Standard & Poor's (S&P) is known to investors worldwide as a leader of financial market intelligence. Today Standard & Poor's strives to provide investors who want to make better informed investment decisions with market intelligence in the form of credit ratings, indices, investment research and risk evaluations and solutions.

Standard & Poor's is also widely known for maintaining one of the most widely followed indices of large-cap American stocks: the S&P 500. In 2007, the S&P 500 celebrated its 50th anniversary.

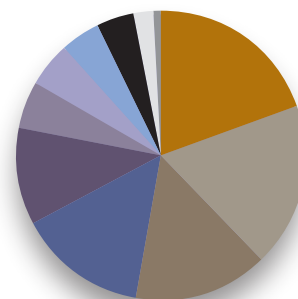
The S&P/TSX indices are calculated and managed by S&P Indices. The Toronto Stock Exchange (TSX) is the owner and distributor of all S&P/TSX equity index data.

## ABOUT CORPORATE CLASS FUNDS

This Matrix Corporate Class Fund is designed for use either within a Registered Savings Plan (RSP/RIF), TFSA or in a taxable investment account. For investors in taxable or non-registered investment accounts, the Corporate Class fund provides the tax-deferral advantages of an RSP, RIF or TFSA without any contribution limit. Although there is no tax deduction for investing in these funds outside a Registered Plan account, switches between Matrix Corporate Class Funds do not trigger capital gains, allowing investors the opportunity to maximize the compounding power of capital appreciation by controlling the impact of taxation through deferral.

Matrix Funds are offered by Matrix Funds Management (a division of GrowthWorks Capital Ltd.) and distributed through authorized dealers. GrowthWorks Capital Ltd. is a subsidiary of Matrix Asset Management Inc. The above should be used as a general source of information and every effort has been made to ensure that the material is accurate at the time of publication. Commissions, trailing commissions, management fees and expenses may be associated with mutual fund investments. Mutual funds are not guaranteed, their values change frequently and past performance provides no assurance or indication of future performance. Mutual fund securities are not covered by the Canada Deposit Insurance Corporation or by any other government deposit insurer. All performance data assume re-investment of all distributions and do not take into account sales, redemption, distribution or optional charges or income taxes payable by any security holder that would have reduced returns. Return data for the S&P/TSX Canadian Dividend Aristocrats Index and Dow Jones Canada Select Dividend Index is provided solely for comparative purposes. Future performance of the Fund may be significantly different from past and future performance of the S&P/TSX Canadian Dividend Aristocrats Index. †Management fees apply to the Fund which may lower returns as a compared to the S&P/TSX Canadian Dividend Aristocrats Index. There is no certainty that the Fund will be able to achieve its distribution or return objectives and an investment in the Fund is subject to certain risk factors as set out in the Fund's prospectus, including Changes in Dividend Policies Risk, Index Risk and Lack of Operating History Risk. The Fund is unable to provide return data as it has been in existence less than 12 months. Please review the Fund(s) prospectus carefully for important information before investing. The above contains "forward looking statements", including statements based on management's current beliefs and assumptions in respect of indices with higher dividend income. Actual results may differ from those implied by such statements or information as a result of numerous known and unknown risks affecting the Fund, including general market and economic conditions and other risks referenced in the Fund's public disclosure record. Many of these risks are beyond the control of the Fund or its manager. Neither the Fund nor the manager assumes any obligation to update such statements or confirm the accuracy of such information. S&P® and Standard & Poor's® are trademarks of Standard & Poor's Financial Services LLC ("S&P"). These trademarks have been licensed for use by Matrix Management and sublicensed to Matrix S&P/TSX Canadian Dividend Aristocrats Fund (Corporate Class). TSX® is a trademark of TSX, Inc. and have been licensed for use by S&P. Matrix S&P/TSX Canadian Dividend Aristocrats Fund (Corporate Class) is not sponsored, endorsed, sold or promoted by S&P or TSX Inc. and neither S&P nor TSX Inc. make any representation regarding the advisability of investing in Matrix S&P/TSX Canadian Dividend Aristocrats Fund (Corporate Class). S&P and TSX Inc. make no representation or warranty, express or implied, regarding the advisability of investing in securities generally or in Matrix S&P/TSX Canadian Dividend Aristocrats Fund (Corporate Class) particularly or the ability of the S&P/TSX Canadian Dividend Aristocrats Index to track general market performance. Neither S&P nor TSX Inc. have any obligation or liability in connection with the administration, marketing or distribution of the Matrix S&P/TSX Canadian Dividend Aristocrats Fund (Corporate Class).

## INDEX SECTOR WEIGHTINGS



Industrials	19.69%
Consumer Discretionary	18.20%
Energy	15.16%
Financials	14.27%
Utilities	10.77%
Cash and Equivalents	5.36%
Consumer Staples	5.00%
Telecom Services	4.40%
REIT	4.35%
Information Technology	2.22%
Materials	0.58%

## TOP 10 INDEX HOLDINGS

AG Growth International Inc.	4.18%
Atlantic Power Corp.	4.10%
Exchange Income Corp.	3.50%
AGF Management Ltd.	3.26%
Reitmans (Canada) Ltd.	2.88%
Enbridge Income Fund Holdings Inc.	2.84%
Bird Construction Inc.	2.77%
Cineplex Inc.	2.69%
Corus Entertainment Inc.	2.54%
IGM Financial Inc.	2.48%

Source: Standard & Poor's, as of 4/30/2012

## MATRIX FUNDS

VANCOUVER  
2600-1055 W Georgia St  
Vancouver, BC V6E 3R5  
T 604 633 1418  
1 800 268 8244

WINNIPEG  
1120-200 Graham Ave  
Winnipeg, MB R3C 4L5  
T 204 949 3700  
1 800 268 8244

TORONTO  
2200-130 King St W  
Toronto, ON M5X 1E3  
T 416 362 3077  
1 888 964 3533

MONTREAL  
905-1155 University St  
Montreal, QC H3B 3A7  
T 514 227 0666  
1 866 687 9363

HALIFAX  
310-1801 Hollis St  
Halifax, NS B3J 3N4  
T 902 492 5164  
1 800 251 5331